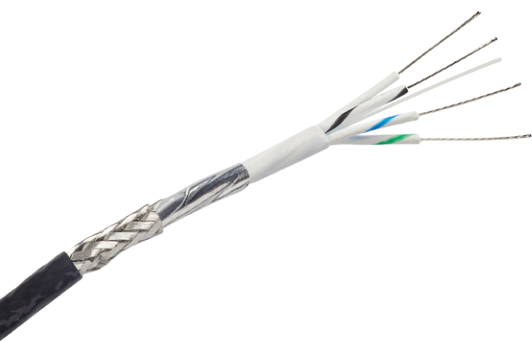


GORE® Fibre Channel Cables (150 Ohms)



Typical Applications

- Active electronically scanned arrays (AESA)
- Cabin/flight management systems
- Mission systems
- Tactical aircraft moving maps

Standards Compliance

- ABD0031 (AIM 2.0005); BSS7230; FAR Part 25, Appendix F, Part I: Flammability
- ABD0031 (AIM 3.0005); BSS7239: Toxicity
- ABD0031 (AIM 3.0008B); BSS7238; FAR Part 25, Appendix F, Part V: Smoke Density
- ANSI/NEMA WC 27500: Environmental Testing, Jacket and Marking
- ANSI X3.303: Fibre Channel Physical and Signaling Interface-3 (FC-PH-3)
- EN3475-503: Test Methods for Scrape Abrasion
- SAE AS4373™: Test Methods for Insulated Electric Wire (Contact Gore for available data)

In hazardous aircraft environments, this cable enhances noise immunity and EMI suppression while maintaining consistent signal integrity at data rates up to 1 GHz (Table 1). Using the field-cancellation properties of a balanced cable design, it can transmit two differential signals within the same shield without interfering with each other.

Gore is the original inventor of this low-dielectric quadrax cable geometry that saves more weight than other cable designs. Our cable diameter is 40% smaller than dual-twisted pair cables, which makes it inherently lighter weight without jeopardizing toughness (Figures 1 and 2). The excellent flexibility and tight bend radius of this cable also make initial wiring simpler and faster for aircraft maintainers.

Our high-speed fibre channel interconnect has been proven on many military, commercial, and business aircraft — such as the F-16, F-18, AV-8B, and Falcon 7X.

Table 1: Cable Properties

Electrical

| Property | Value |
|---------------------------------------|------------|
| Signal Transmission Speed GHz | Up to 1 |
| Standard Impedance Ohms | 150 ± 10 |
| Typical Operating Voltage V | < 15 |
| Nominal Velocity of Propagation % | 87 |
| Nominal Time Delay ns/m (ns/ft) | 4.0 (1.22) |
| Capacitance pF/m (pF/ft) | 28.2 (8.6) |
| Typical Skew Within Pair ps/m (ps/ft) | 3.0 (0.9) |
| Dielectric Withstanding Voltage Vrms | |
| Conductor-to-Conductor | 1500 |
| Conductor-to-Shield | 1000 |

Mechanical / Environmental

| Property | Value |
|------------------------|---|
| Jacket Material | FEP |
| Jacket Color | Black |
| Conductor | Silver-Plated Copper Alloy |
| Conductor Color-Coding | Black/White Stripe, Blue/White Stripe, Green/White Stripe, Solid White |
| Dielectric Material | Expanded PTFE |
| Temperature Range °C | -65 to +200 |

GORE® Fibre Channel Cables (150 Ohms)

Figure 1: Tough Quadrax Construction

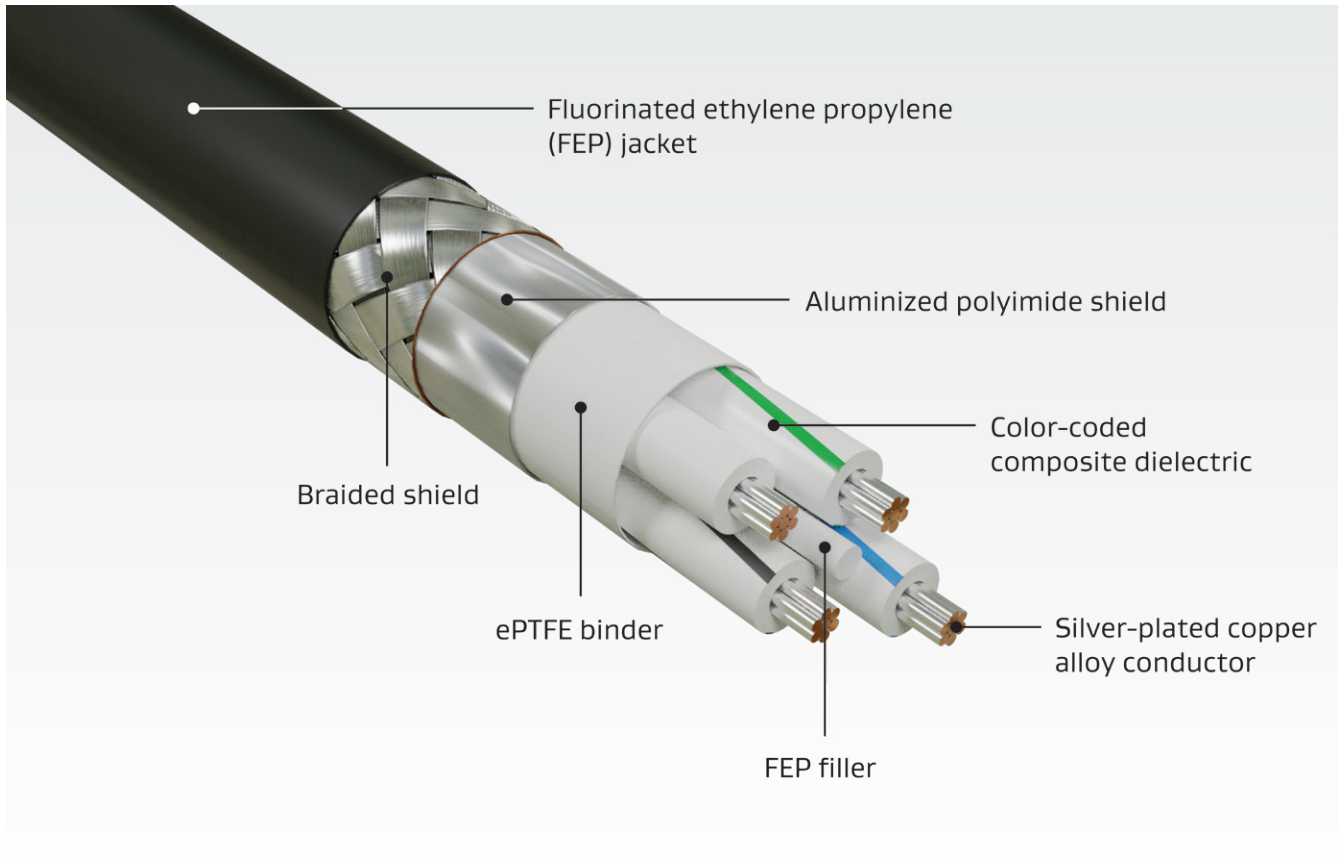
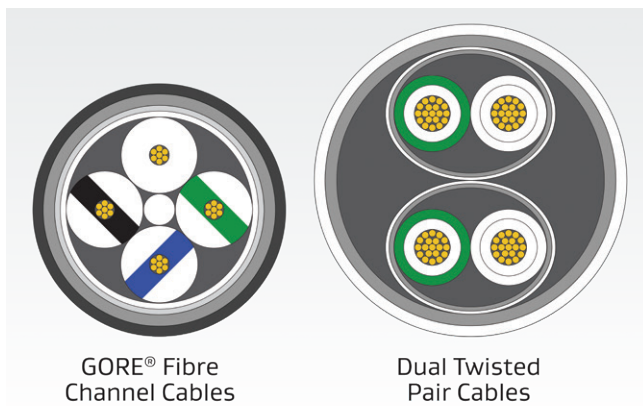


Figure 2: Low-Dielectric Cable Geometry



Connector Systems & Backshells

GORE® Fibre Channel Cables are designed to fit a variety of high-speed aerospace and defense connector systems and backshells such as ARINC and MIL-STD-38999 with size 8 contacts. Contact the specific manufacturer such as Amphenol® and Glenair® for exact part numbers, tooling information, and termination instructions.

Our cables can also be terminated with commercially available connectors to create assemblies and optimize performance in the smallest possible package. For between-the-box applications, connector options include MIL-C-38999 with size 11 contacts and DB-9 plug and receptacles. For inside-the-box applications, connector options include SMP, SMA, SSMC, and MCX.

Table 2: Cable Characteristics

| Gore Part Number | AWG Size (Stranding) | Nominal Outer Diameter mm (in) | Minimum Bend Radius mm (in) | Nominal Weight kg/km (lb/1000 ft) | Typical Insertion Loss dB/30 m (100 ft) |
|------------------|----------------------|--------------------------------|-----------------------------|-----------------------------------|---|
| | | | | | 500 MHz |
| RCN8328 | 26 (7/34) | 4.8 (0.19) | 25.0 (1.00) | 34.0 (22.9) | 10.0 |

Samples & Ordering Information

GORE® Fibre Channel Cables are available in a standard size (Table 2). To place an order, contact an authorized distributor for in-stock availability at [gore.com/cable-distributors](https://www.gore.com/cable-distributors). To view our full inventory and order complimentary samples of selected products for prototyping and evaluation in your application, visit [gore.com/hsdc-sample-inventory-air-defense](https://www.gore.com/hsdc-sample-inventory-air-defense).

For more information or to discuss specific characteristic limits and application needs, contact a Gore representative today at [gore.com/aerospace-defense-contact](https://www.gore.com/aerospace-defense-contact).

Gore’s high-speed fibre channel interconnect has been proven on many defense, commercial, and business aircraft such as the Falcon 7X.



Information in this publication corresponds to W. L. Gore & Associates' current knowledge on the subject. It is offered solely to provide possible suggestions for user experimentations. It is NOT intended, however, to substitute for any testing the user may need to conduct to determine the suitability of the product for the user's particular purposes. Due to the unlimited variety of potential applications for the product, the user must BEFORE production use, determine that the product is suitable for the intended application and is compatible with other component materials. The user is solely responsible for determining the proper amount and placement of the product. Information in this publication may be subject to revision as new knowledge and experience become available. W. L. Gore & Associates cannot anticipate all variations in actual end user conditions, and therefore, makes no warranties and assumes no liability in connection with any use of this information. No information in this publication is to be considered as a license to operate under or a recommendation to infringe any patent right.

NOTICE — USE RESTRICTIONS APPLY. Not for use in food, drug, cosmetic or medical device manufacturing, processing, or packaging operations.

Amphenol is a registered trademark of Amphenol Corporation. Glenair is a registered trademark of Glenair, Inc.

GORE, *Together, improving life*, and designs are trademarks of W. L. Gore & Associates. © 2023 W. L. Gore & Associates, Inc.

